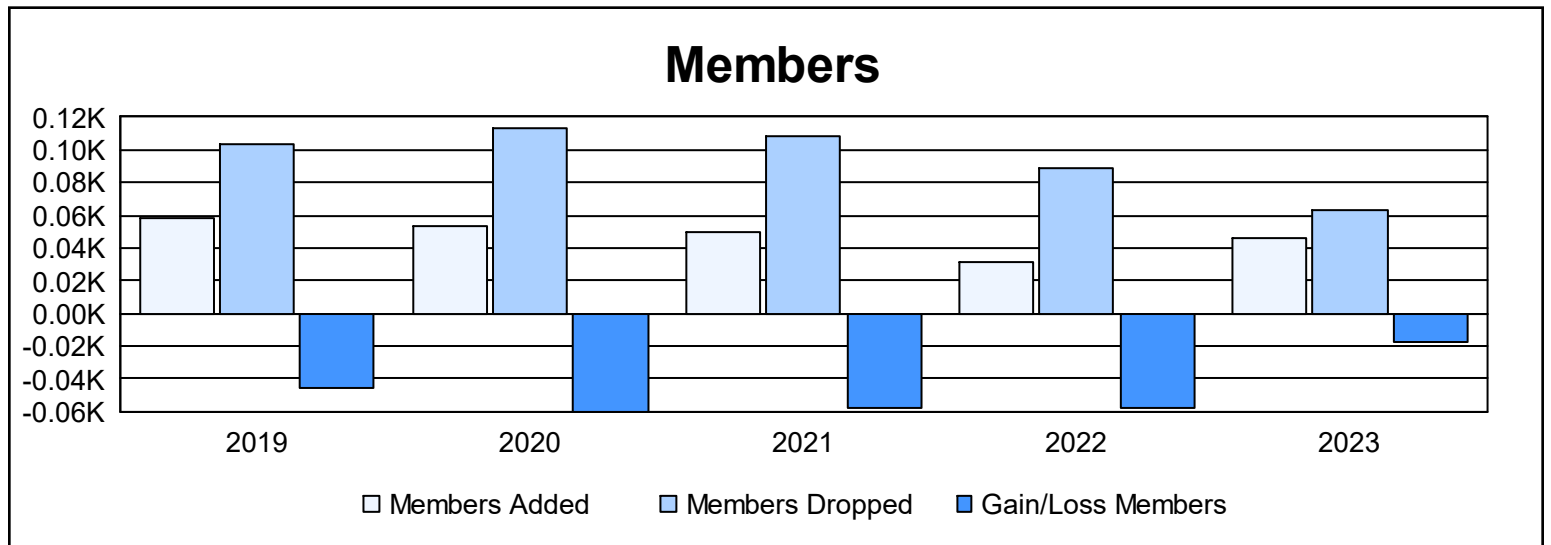
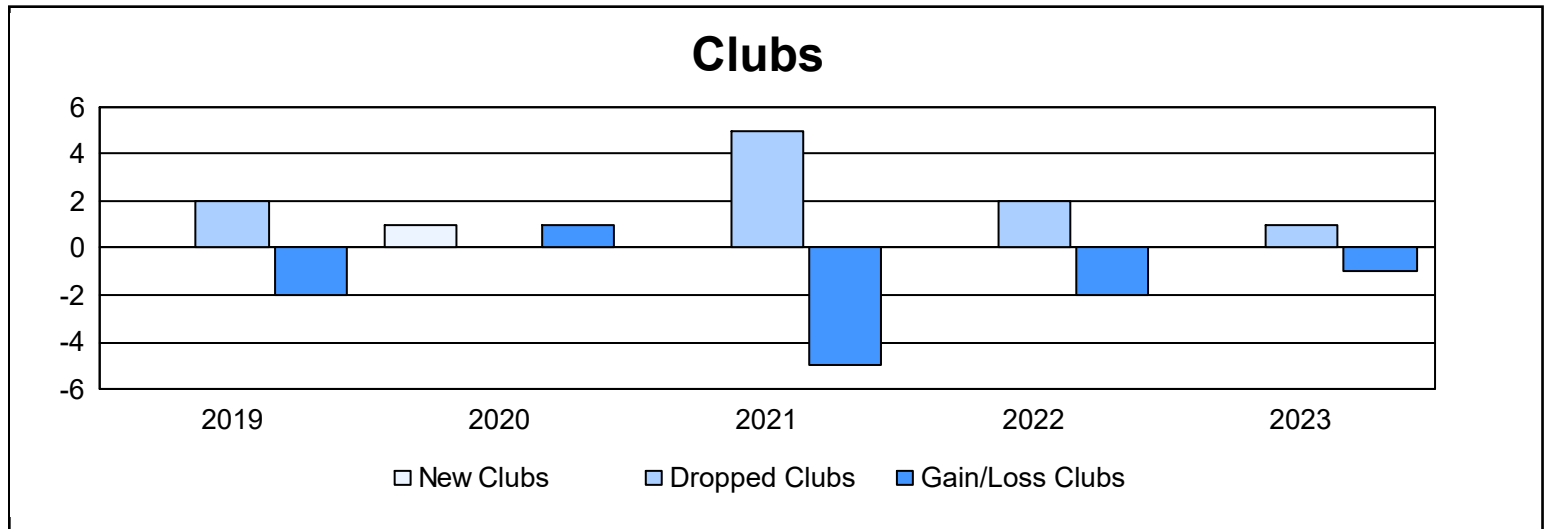
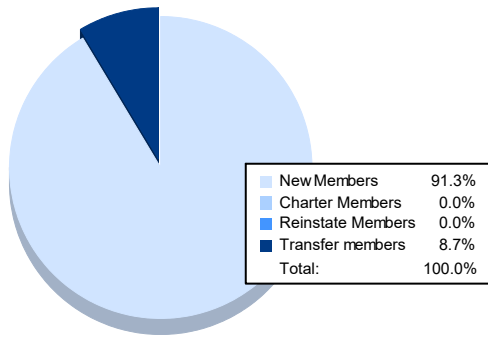


Year	New Clubs	Dropped Clubs	Gain/ Loss Clubs	New Members	Charter Members	Reinstate Members	Transfer Members	Total Member Added	Total Members Dropped	Gain/ Loss Members
2018-2019	0	2	-2	45	1	1	11	58	103	-45
2019-2020	1	0	1	30	20	1	2	53	113	-60
2020-2021	0	5	-5	44	1	2	3	50	108	-58
2021-2022	0	2	-2	26	0	1	4	31	89	-58
2022-2023	0	1	-1	42	0	0	4	46	63	-17
<b>Average</b>	<b>0</b>	<b>2</b>	<b>-2</b>	<b>37</b>	<b>4</b>	<b>1</b>	<b>5</b>	<b>48</b>	<b>95</b>	<b>-48</b>



### Membership Composition June 2023 Cumulative



### Gender Composition June 2023 Cumulative

